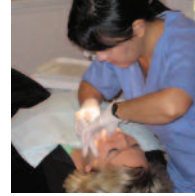

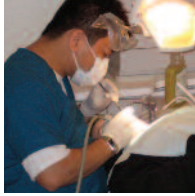


HANDS-ON EXPERIENCE

LEARN HOW TO INCORPORATE ORTHODONTICS INTO YOUR PRACTICE



ACADEMY OF Gp ORTHODONTICS Offering comprehensive orthodontic continuing education courses where you treat patients, not typodonts.

Our 12-session course meets one weekend every two months and consists of a Friday classroom instruction and a Saturday comprehensive clinical hands-on training with direct patient treatment. Your site host and instructor will provide all the patients, materials, and supplies for the clinical sessions. The lectures include identification and understanding of the various types of patient malocclusions and how they can be treated effectively utilizing the Differential Straight-Arch® Technique. **The knowledge gained through the Friday lecture/seminar format is reinforced by Saturday's clinical participation, allowing you the optimum learning experience.**

TECHNIQUE ADVANTAGES

The Differential Straight-Arch® Technique is a comprehensive, fixed orthodontic appliance that facilitates learning because it is divided into three stages of treatment. An article on the technique is included in this packet. The bracket has the following advantages:

- It reduces the need for functional appliances, head gear, or any distalizing mechanics.
- It reduces the need for orthognathic surgery.
- Anterior deep bites can be opened without the need for bite planes.
- Teeth can be easily moved without anchorage strain.
- Extraction cases can be treated much easier.

COURSE ADVANTAGES

- It provides clinical training with patients for a hands-on experience.
- Treat a case load of patients from bracketing to retention for a full clinical experience.
- Participants are encouraged to begin cases in their own practices during the course.
- There is ongoing support and case consultation, along with available staff training.
- You will have the same instructor for each session with monitoring privileges upon completion.
- It is an invaluable source of CDE hours at a reasonable cost.

TORONTO, ONTARIO, CANADA 12-SESSION COURSE (2016-2018)

TORONTO, ONTARIO, CANADA COURSE


WITH DR. ROY HOLEXA AND DR. FRED DER

HANDS-ON COURSE DATES View the complete list of dates for this course on the SIGN ME UP registration form or on www.academygportho.com.

HOST FOR THE CLINICAL FACILITY

Fred Der, D.D.S. (Host Dentist)

Keswick Dental Centre (10 min. drive from hotel)
417 The Queensway South, Ste 202
Keswick, Ontario L4P 2C7 Canada
Phone: 905.476.4371



ACCOMMODATIONS/LECTURE

Holiday Inn Express & Suites Newmarket

100 Pony Drive · Newmarket, Ontario L3Y 7B6
Reservations: 905.952.3833
Rate: Call for best rate (*tell them you are with the Academy*)

AIRPORT

Pearson International Airport, Toronto

INSTRUCTOR Roy Hoxea, D.D.S. began his orthodontic training in 1985 under the direction of the late Dr. Charles Yates. He began using the Differential Straight-Arch® Technique when it was introduced in 1987. Dr. Hoxea is a member of the American Orthodontic Society and past president of the Academy of Gp Orthodontics. He has actively served on the Academy's Board of Directors and is currently serving on the Advisory Board. In September 1994 Dr. Hoxea was acknowledged for his outstanding achievements as clinician and was the first recipient of the Academy's Charles D. Yates Distinguished Service Award.

Dr. Hoxea graduated from Loyola University School of Dentistry in 1976, where he was a member of the teaching faculty. He also served as a clinical supervising dentist at Harper College dental programs in Palatine, Illinois and was instructor for Head and Neck Anatomy in the dental hygiene program. Dr. Hoxea resides in Fountain Hills, Arizona where he is currently a Comprehensive Care Unit Clinical Director at the Arizona School of Dentistry and Oral Health in Mesa. He is an alumnus of the L.D. Pankey Institute for Advanced Dental Education, a member of the American Dental Association and component dental societies.



CO-INSTRUCTOR/HOST Fred Der, D.D.S. graduated from University of Western Ontario in 1980, and is currently in private practice in Keswick, Ontario. Dr. Der completed the Academy of Gp Orthodontics training program in 2000. He has been mentored by Dr. Roy Hoxea, Dr. Ron Austin, and Dr. Sylvan Morein. Dr. Der has been a host dentist and clinical instructor since 2002, in the AGpO's Canadian program. First ever outside of the United States.

Currently, he is the president elect of the AGpO and will co teach the upcoming program in combination with Dr. Hoxea in Canada. He received his fellowship in Orthodontics from AGpO and IAO in 2008, and his FAGD, and MAGD in 2005. He is currently a member of the Canadian Dental Association.

ARMAMENTARIUM

Participants will be provided a course binder, technique guide, technique and diagnosis videos, lab exercise material, lecture and clinical handouts, clinical patients and clinical instruments and supplies. A dentist who does not hold a current Canada dental license will be paired with a licensed Canadian dentist. Each participant will be required to bring some diagnostic materials; a list will be provided.

FEES AND CDE HOURS

The tuition for the 12-session course (minimum of 150 CDE hours) is \$14,900 CAD plus two years of Academy membership. The Get Acquainted (6 CDE hours) is \$150 CAD and has a twofold purpose. Use it as an *Introductory Session*, with a 5 day timeframe to register and confirm enrollment in the 12-session course. The Bonus weekend fee will be waived if the participant enrolls in the full course. Or, enroll in the 12-session course in advance and use it as *Session I* – a working weekend with lecture and clinical patients. A CDE hours verification record is given to participants upon completion of the course. Associate Fellowship status is awarded upon satisfactory completion of the course as outlined in the hands-on course syllabus.

MEMBERSHIP

Course tuition is based on a participant's membership in the Academy of Gp Orthodontics. The 2016-2018 membership dues of \$590 CAD are due upon payment of the tuition. Membership includes a certificate, quarterly newsletter/journal, a reference CD with patient forms/ letters and marketing materials to help you incorporate orthodontics into your practice. In addition, the annual meeting registration fee is discounted 50% for the first- and second-year participant. The Academy networks and assists members in gaining additional knowledge in orthodontics through its annual, national convention and educational program. Members are encouraged to attend and bring cases from their practice for discussion. Membership allows your instructor mentoring service with free case problem solving consultation.

Wow! What an excellent training course! In a 35 year career in dentistry, this is by far the best maxi continuing education course I've taken — bar none. The complete training I've received has made, and is continuing to make a most dramatic impact in my practice. The mystery of orthodontics has disappeared having been replaced with a confidence to treat any orthodontic case!

– Charles E. Young, Jr., D.D.S. of Collierville, Tennessee

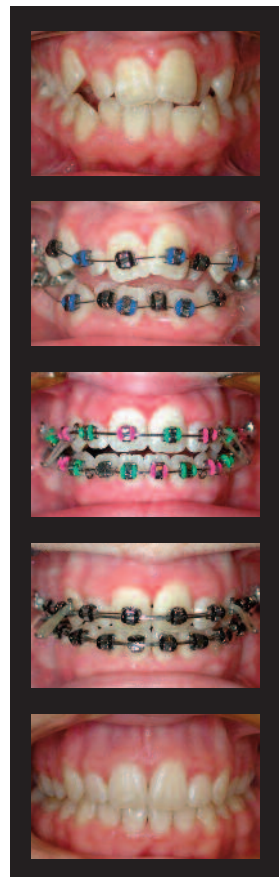


"This course was a wonderful learning experience for me. It has given me the ability as a general practitioner to confidently treat those patients already in my practice who desire orthodontic treatment. And the best part is the network of fellow students and our instructor, who was always there to help with challenging cases. I highly recommend this course."

– Tom Jacobsen, D.D.S. of Sitka, Alaska

"Taking this hands-on orthodontic course was the best continuing education decision I have ever made! There are other classroom/typodont only courses out there, but there is NO substitute for learning comprehensive orthodontics on patients."

– J. Dale Smith, D.D.S. of Canton, Ohio



COURSE HIGHLIGHTS

WHAT YOU NEED TO GET STARTED

A highly qualified team of instructors, clinical instructors, and hosts provide on-going support and invaluable **comprehensive clinical hands-on training with direct patient treatment** to ensure excellent case results. Courses are limited in number of participants in order to maintain an optimum, dynamic student-to-instructor learning experience in a clinical setting. By the third session, you are encouraged to start orthodontic cases in your own practice. Course tuition and expenses are easily recovered by beginning three to four cases in your own practice. You may bring patient records to the Friday sessions for case discussion and troubleshooting. Tuition also includes monitoring for one year upon completion of the course, with current AGpO membership.

COURSE FORMAT

This Comprehensive Clinical Orthodontic Course will meet one weekend every two months for a total of 12 sessions. In addition to treating patients, participants will develop a digital library by taking intra-oral photographs of hands-on patients and will give case presentations to the class during the Friday seminar session. There will also be time to go over case records brought from each participant's own practice. Along with diagnosis and technique, the Friday seminar will include:

- Etiology
- Growth and development
- Interceptive treatment
- Treatment planning
- Surgical orthodontics
- Palatal expansion
- Impactions
- Limited cases
- Compromised cases
- Facial esthetics
- Practice and risk management
- Space maintenance
- Tongue thrust
- Early treatment
- Air Rotor Stripping
- TMD
- Skeletal open bites
- Retention



COURSE GOALS

- To facilitate your professional growth by providing an environment in which you will learn by doing.
- To enable you to more comprehensively service those who come to you for dental care.
- To help you become knowledgeable and confident in using the Differential Straight-Arch Technique.

TREATMENT OUTLINE

- Diagnosis
- Treatment planning
- Active treatment
- Case finishing
- De-bracketing
- Retention



COURSE OBJECTIVES

Upon completion you will be able to:

- Identify and classify malocclusions the patient demonstrates
- Diagnose and develop a treatment plan for each case
- Interpret the variables affecting treatment and treatment outcome
- Proficiently treat orthodontic malocclusions seen in your practice
- Treat patients using the Differential Straight-Arch Technique
- Confidently incorporate orthodontics into your general practice

SESSION OBJECTIVES

Bonus Weekend – This is an extra session and opportunity for all confirmed pre-enrolled course participants to attend a full day of lecture and full clinical participation with patient assignment and treatment.

“Get Acquainted Session” – This first session also serves as an optional session for potential course participants giving them the opportunity to meet the course instructor, the clinical instructor, the host dentist and visit the course clinical facility. Course enrollment is based on “a first-come, first-served basis”. Potential enrollees have one week following the “Get Acquainted Session” to enroll in the course. Enrollment is full tuition and 2 years membership payment. All course enrollments are contingent upon approval by the course instructor following the Get Acquainted Session/Bonus Weekend.

This session will assist the participant in making an informed decision as to whether he/she will make the commitment to participate in the comprehensive 12-session hands-on program. This will also allow the instructor, the clinical instructor(s) and/or host dentist the opportunity to meet and interview potential course participants.

The Friday morning session will consist of a lecture of current ideas and trends in orthodontics and will allow the participant to view documented case presentations with a Question and Answer (Q & A) period regarding the course curriculum and the Differential Straight -Arch® Technique (Tip-Edge® System). The Saturday clinical session will continue with a clinical demonstration of initial banding and bracketing of patients with the Tip-Edge® System by the course instructor and patients will be assigned.

SESSION SCHEDULE

Friday — 8:00 a.m. to noon

- (Classroom) Lecture and Participation: Seminar/Lecture/ Diagnosis/Case Presentation/Typodont Exercises

1:00 p.m. to 5:00 p.m.

- Diagnosis/Case Presentations and Treatment Planning for Patients

After the Friday Lecture

- Optional consultation session with instructor in diagnosis and treatment of patient records brought from each participant’s practice.

Saturday — 8:00 a.m. to noon

- (Clinical) Participation: Hands-on Patient Treatment

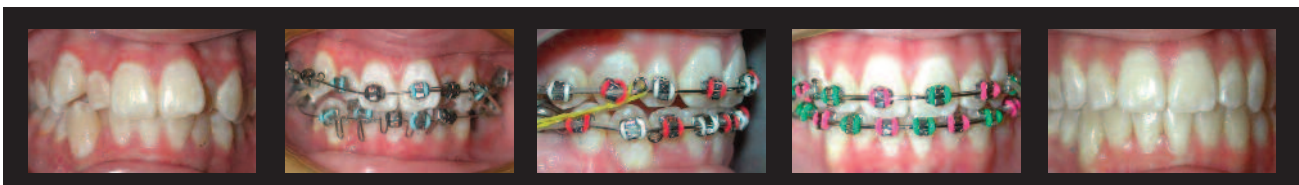
“Going into the course, I had no idea about tooth movement and fixed orthodontics. At about 4 months into the course I was so amazed at what I had learned and put into practice. I have recommended it to my colleagues already. Thank you for giving me the opportunity to learn about Tip-Edge.”

– Adetutu Omilabu, D.D.S. of Katy, Texas



“This course was the best step I’ve ever taken to ‘recession proof’ my practice. Many of my colleagues have complained about slow downs in their practice due to the economy. With ortho as part of my practice there is no seasonal slow down or economic down turn.”

– Gregory R. Cannizzo, D.D.S. of McHenry, Illinois



LEARN BY DOING

BECOME KNOWLEDGEABLE AND CONFIDENT IN ORTHODONTICS

SESSION I

Outline

- Introductions
- Evolution of the Differential Straight-Arch® Technique
- Introduction to Stage One
- Discussion of the orthodontic work-up
- Introduction to clinical patients

Objectives

- Explain the steps needed for the orthodontic work-up
- Explain the Differential Straight-Arch® Technique
- Explain and demonstrate Stage One
- Perform initial banding and bonding of patients in clinic

SESSION II

Outline

- Stage One Treatment in detail
- Review of clinical Patients from Session I
- Cephalometric, Model, and Bolton Analysis
- Patient consult appointment
- Patient informed consent
- Financial arrangement

Objectives

- Explain Stage One in greater detail
- Recognize and identify the information needed to diagnose the orthodontic patient.
- Describe diagnosis and clinical application of the technique
- Begin to interpret the different types of analyses: Cephalometric, model, Bolton
- Describe the patient consult appointment including financial arrangements

SESSION III

Outline

- Review Stage One
- Stage One problems
- Palatal expansion
- Cuspid impactions
- Diagnosis Lecture (cont'd)
- Review of clinical patients from Session II

Objectives

- Review and explain all aspects of Stage One treatment and describe problem areas relating to this stage of treatment.

- Discuss the clinical application of the technique in detail
- Explain and demonstrate palatal expansion and cuspid impaction

SESSION IV

Outline

- Introduction - Pre-Stage Two and Stage Two
- Review of clinical patients from Session III
- Air-Rotor Stripping
- TMJ Disorders
- Ortho diagnosis (cont'd)

Objectives

- Discuss Pre-Stage Two, Stage Two, and Pre-Stage Three.
- Clinical application of the Stages of treatment will be covered as well
- Explain the Air-Rotor Stripping Technique
- Discuss and explain TMD disorder and its relationship to orthodontics
- Interpret diagnoses

SESSION V

Outline

- Stage Two, Pre-Stage Three, in detail
- Etiology of malocclusion
- Extraction and non-extraction treatment
- Review of clinical patients from Session IV

Objectives

- Recall Stage One through Pre-Stage Three
- Discuss problem areas relating to these Stages and their clinical application
- Describe the etiology of malocclusion
- Explain the difference between non-extraction and extraction treatment
- Recognize various extraction site options



SESSION VI

Outline

- **Midterm Exam**
- Practice Management
- Review of clinical patients from Session V
- Review Stage One, Two, Pre-Three

Objectives

- Explain and discuss practice management of the orthodontic patient as it relates to finance
- Discuss and review the various aspects of the Differential Straight-Arch® Technique covered in session's I-V

SESSION VII

Outline

- Outline
- Introduction to Stage Three
- Lecture on tooth movement and apical resorption
- Review of clinical patients from Session VI

Objectives

- Identify and discuss Stage Three
- Explain tooth movement and the problems of root resorption

SESSION VIII

Outline

- Stage Three in detail
- Airways and oral habits
- Review of clinical patients from Session VII
- Risk Management

Objectives

- Discuss and review of Stage Three of the Differential Straight-Arch® Technique
- Explain and discuss risk management as it relates to the orthodontic patient
- Discuss various patient oral habits and their relationship to orthodontic malocclusions

SESSION IX

Outline

- Review all stages
- Review of clinical patients from Session VIII
- Finishing
- Growth/Development
- Functional appliances

Objectives

- Explain and demonstrate the various case finishing techniques
- Discuss functional appliances that can be used in conjunction with the Differential Straight-Arch® Technique

- Explain growth and development and their importance to the orthodontic patient

SESSION X

Outline

- Early treatment
- Limited treatment
- Review diagnosis
- Review of Clinical patients from Session IX

Objectives

- Describe the pros and cons of One-Phase vs. Two-Phase Orthodontic Treatment
- Explain the uses of limited treatment objectives in select patients



SESSION XI

Outline

- Debanding and Retention
- Orthognathic Surgery
- Troubleshooting
- Review of Clinical patients from Session X
- Early treatment of malocclusions

Objectives

- Develop a retention plan
- Explain the various orthognathic surgery options vs. a camouflage approach
- Discuss treatment timing in young patients
- Discuss troubleshooting of patients deviating from the treatment plan

SESSION XII

Outline


- Review of clinical patients from Session XI
- Final Review
- **Final Exam**
- Graduation & Awards Dinner

Objectives

- Discuss and review the Differential Straight-Arch® Technique from work-up to retention



*The Differential Straight-Arch technique employs differential forces and mechanics and is separated into three main stages. Each stage has its own objectives which are explained in detail in the course text. This has proven helpful for those teaching, as well as learning, and in general facilitates treatment, and improves the quality of the results.



MISSION STATEMENT The Academy of Gp Orthodontics is a non-profit educational and professional organization which was founded by Dr. Charles Yates in 1987. Its membership is composed of dentists and specialists who provide quality orthodontic care for their patients. The organization's goal is to facilitate the sharing of knowledge and new technological developments in the field of orthodontics through comprehensive orthodontic experiences with direct patient care.

Academy of Gp Orthodontics

509 E. Boydston Ave.
Rockwall, TX 75087
Phone 800.634.2027
Fax 888.634.2028

www.academygportho.com

ADA CERP[®] | Continuing Education
Recognized Program

Academy of Gp Orthodontics is an ADA CERP Recognized Provider. ADA CERP is a service of the American Dental Association to assist dental professionals in identifying quality providers of continuing dental education. ADA CERP does not approve or endorse individual courses or instructors, nor does it imply acceptance of credit hours by boards of dentistry. Academy of Gp Orthodontics designates this activity for 145+ continuing education credits.



Approved PACE Program Provider FAGD/MAGD Credit
Approval does not imply acceptance by a state or
provincial board of dentistry or AGD endorsement.
03/01/2014 to 02/28/2017

COURSE DATES

FOR THE TORONTO, ONTARIO, CANADA 12-SESSION COURSE (2016-2018)

HANDS-ON COURSE DATES

2016

April 16 – Get Acquainted Intro. Session

May 13, 14 – Session I

July 15, 16 – Session II

Sept. 23, 24 – Session III

Nov. 18, 19 – Session IV

2017

Jan. 13, 14 – Session V

March 10, 11 – Session VI

May 12, 13 – Session VII

July 14, 15 – Session VIII

Sept. 8, 9 – Session IX

Nov. 17, 18 – Session X

2018

Jan. 26, 27 – Session XI

April 6, 7 – Session XII & Graduation



"I took this course with the intention of improving my esthetic cases, but after starting the course I soon realized how orthodontics was going to become a big portion of my practice. The lecture and hands-on training gave me the confidence after a few sessions to begin some cases. Now after completing the course, orthodontics has become a real enjoyment for me and my staff."

– Kurt Stodola, D.D.S. of Moose Lake, MN

SIGN ME UP

FOR THE TORONTO, ONTARIO, CANADA 12-SESSION COURSE (2016-2018)

Name _____ D.D.S./D.M.D.

E-mail _____

Address _____

City _____ State _____ Zip _____

Phone (_____) _____ Cell (_____) _____

Fax (_____) _____

EARLY BIRD \$500 DISCOUNT (check only if applies)

Yes, I'd like a **\$500 discount** and I agree to **enroll in the full course** prior to the Get Acquainted.

Check all that apply

- Sign me up for the "Get Acquainted Intro. Session" for \$150 CAD.
- Enroll me in the 12-Session Hands-on Course for \$14,900 CAD* plus two years of AGpO membership for \$590 CAD*.
- I am interested in learning more about the following topics: _____

Payment (Payments will not be processed until 1 month before the course starts)

- I have enclosed my check for \$ _____ .
- Please place my payment of \$ _____ on my credit card # _____
 - VISA MasterCard Discover American Express Exp. Date _____ Security Code _____
 - Name as it appears on card _____
 - Signature _____
 - Card billing address (if different from above) _____

- 12 Months No Interest Financing through the Academy

How did you hear about us?

- AGpO website
- AGpO member _____
- ad (publication) _____
- other _____

CANCELLATION POLICY (check to accept terms)

I understand that once my tuition is paid, I have three business days to cancel the course without penalty. No refunds will be made less than 21 days prior to the first session. The Academy reserves the right to delay or cancel this course with my option of a full refund.

TORON1618

Academy of Gp Orthodontics | 509 E. Boydston Ave. | Rockwall, TX 75087 | Phone 800.634.2027 | Fax 888.634.2028

Register today! Mail, Fax (888) 634-2028 or go to www.academygportho.com



ADA CERP Continuing Education Recognition Program

Academy of Gp Orthodontics is an ADA CERP Recognized Provider. ADA CERP is a service of the American Dental Association to assist dental professionals in identifying quality providers of continuing dental education. ADA CERP does not approve or endorse individual courses or instructors, nor does it imply acceptance of credit hours by boards of dentistry. Academy of Gp Orthodontics designates this activity for 145+ continuing education credits.



Approved PACE Program Provider FAGD/MAGD Credit Approval does not imply acceptance by a state or provincial board of dentistry or AGD endorsement. 03/01/2014 to 02/28/2017