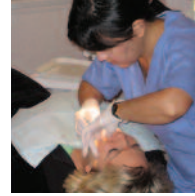
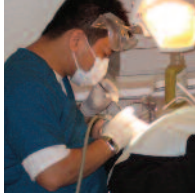


# HANDS-ON EXPERIENCE

LEARN HOW TO INCORPORATE ORTHODONTICS INTO YOUR PRACTICE



## **ACADEMY OF Gp ORTHODONTICS** Offering comprehensive orthodontic continuing education courses where you treat patients, not typodonts.

Our 12-session course meets one weekend every two months and consists of a Friday classroom instruction and a Saturday comprehensive clinical hands-on training with direct patient treatment. Your site host and instructor will provide all the patients, materials, and supplies for the clinical sessions. The lectures include identification and understanding of the various types of patient malocclusions and how they can be treated effectively utilizing the Differential Straight-Arch® Technique. **The knowledge gained through the Friday lecture/seminar format is reinforced by Saturday's clinical participation, allowing you the optimum learning experience.**

### **TECHNIQUE ADVANTAGES**

The Differential Straight-Arch® Technique is a comprehensive, fixed orthodontic appliance that facilitates learning because it is divided into three stages of treatment. An article on the technique is included in this packet. The bracket has the following advantages:

- It reduces the need for functional appliances, head gear, or any distalizing mechanics.
- It reduces the need for orthognathic surgery.
- Anterior deep bites can be opened without the need for bite planes.
- Teeth can be easily moved without anchorage strain.
- Extraction cases can be treated much easier.

### **COURSE ADVANTAGES**

- It provides clinical training with patients for a hands-on experience.
- Treat a case load of patients from bracketing to retention for a full clinical experience.
- Participants are encouraged to begin cases in their own practices during the course.
- There is ongoing support and case consultation, along with available staff training.
- You will have the same instructor for each session with monitoring privileges upon completion.
- It is an invaluable source of CDE hours at a reasonable cost.

AUSTIN, TEXAS COURSE 2015-2017

# AUSTIN COURSE

WITH DR. JEFFERY GERHARDT

**HANDS-ON COURSE DATES** View the complete list of dates for this course on the SIGN ME UP registration form or on [www.academygportho.com](http://www.academygportho.com).

## **INSTRUCTOR/HOST FOR THE CLINICAL FACILITY**

**Cedar Park, Texas · Jeffery Gerhardt, D.D.S., P.C.**

3415 A El Salido Pkwy · Cedar Park, TX 78613

Phone: 512.257.2483

## **ACCOMMODATIONS/LECTURE**

**Holiday Inn Express**

12703 FM 620 North · Austin, TX 78750 USA

Reservations: 512.249.8166

*(3 minutes east of Dr. Gerhardt's office)*



**YOUR INSTRUCTOR/HOST Jeffery Gerhardt, D.D.S., P.C.** graduated from the University of Texas in Austin in 1988 with a degree in business management. In 1992, he graduated from Texas Health Science Center Dental Branch in San Antonio, Texas and began practicing in Victoria, Texas as an associate dentist. In 1996 he opened his general practice in Cedar Park, Texas, a suburb just north of Austin. Advanced Family Dentistry has three general dentists and a periodontist on staff. Dr. Gerhardt limits his practice primarily to orthodontics and is a member of the American Dental Association, the Academy of General Dentistry, and local dental societies.

As a member of the Academy, he completed the Twelve Session Comprehensive hands-on course in orthodontics in 1998 and has hosted the clinical facility providing patients for the Cedar Park, Texas hands-on course site since 2001.

**YOUR CLINICAL CO-INSTRUCTOR Bert Vasut, D.D.S.** graduated from the University of Texas in Austin in 1981 with a degree in Biology. In 1987, he graduated from the UT Health Science Center in San Antonio, with his DDS specializing in Pediatric Dentistry. In 1987 he opened a private practice of pediatric dentistry and orthodontics in Cedar Park, Texas.



Dr. Vasut received his hands-on orthodontic training under AGpO instructor, Dr. Ron Austin and has been a clinical instructor at the Cedar Park, Texas site since 2005. He is a member of the American Academy of Pediatric Dentistry, Texas Academy of Pediatric Dentistry, and the Academy of Gp Orthodontics.

### ARMAMENTARIUM

Participants will be provided a course binder, technique guide, technique and diagnosis videos, lab exercise material, lecture and clinical handouts, clinical patients and clinical instruments and supplies. A dentist who does not hold a current Texas dental license will be paired with a licensed Texas dentist. Each participant will be required to bring some diagnostic materials; a list will be provided.

### FEES AND CDE HOURS

The tuition for the 12-session course (minimum of 150 CDE hours) is \$14,400 plus two years of Academy membership. The Get Acquainted introductory session (6 CDE hours) is \$150 and has a twofold purpose. Use it as an *Introductory Session*, with a 5 day timeframe to register and confirm enrollment in the 12-session course. This introductory fee will be waived if the participant enrolls in the full course. Or, enroll in the 12-session course in advance and use it as *Session I* – a working weekend with lecture and clinical patients. A CDE hours verification record is given to participants upon completion of the course. Associate Fellowship status is awarded upon satisfactory completion of the course as outlined in the hands-on course syllabus.

### MEMBERSHIP

Course tuition is based on a participant's membership in the Academy of Gp Orthodontics. The 2015-2017 membership dues of \$590 are due upon payment of the tuition. Membership includes a certificate, quarterly newsletter/journal, a reference CD with patient forms/ letters and marketing materials to help you incorporate orthodontics into your practice. In addition, the annual meeting registration fee is discounted 50% for the first- and second-year participant. The Academy networks and assists members in gaining additional knowledge in orthodontics through its annual, national convention and educational program. Members are encouraged to attend and bring cases from their practice for discussion. Membership allows your instructor mentoring service with free case problem solving consultation.

*Wow! What an excellent training course! In a 35 year career in dentistry, this is by far the best maxi continuing education course I've taken — bar none. The complete training I've received has made, and is continuing to make a most dramatic impact in my practice. The mystery of orthodontics has disappeared having been replaced with a confidence to treat any orthodontic case!*

– Charles E. Young, Jr., D.D.S. of Collierville, Tennessee



*"This course was a wonderful learning experience for me. It has given me the ability as a general practitioner to confidently treat those patients already in my practice who desire orthodontic treatment. And the best part is the network of fellow students and our instructor, who was always there to help with challenging cases. I highly recommend this course."*

– Tom Jacobsen, D.D.S. of Sitka, Alaska

*"Taking this hands-on orthodontic course was the best continuing education decision I have ever made! There are other classroom/typodont only courses out there, but there is NO substitute for learning comprehensive orthodontics on patients."*

– J. Dale Smith, D.D.S. of Canton, Ohio



# COURSE HIGHLIGHTS

WHAT YOU NEED TO GET STARTED

A highly qualified team of instructors, clinical instructors, and hosts provide on-going support and invaluable **comprehensive clinical hands-on training with direct patient treatment** to ensure excellent case results. Courses are limited in number of participants in order to maintain an optimum, dynamic student-to-instructor learning experience in a clinical setting. By the third session, you are encouraged to start orthodontic cases in your own practice. Course tuition and expenses are easily recovered by beginning three to four cases in your own practice. You may bring patient records to the Friday sessions for case discussion and troubleshooting. Tuition also includes monitoring for one year upon completion of the course, with current AGpO membership.

## COURSE FORMAT

This Comprehensive Clinical Orthodontic Course will meet one weekend every two months for a total of 12 sessions. In addition to treating patients, participants will develop a digital library by taking intra-oral photographs of hands-on patients and will give case presentations to the class during the Friday seminar session. There will also be time to go over case records brought from each participant's own practice. Along with diagnosis and technique, the Friday seminar will include:

- Etiology
- Growth and development
- Interceptive treatment
- Treatment planning
- Surgical orthodontics
- Palatal expansion
- Impactions
- Limited cases
- Compromised cases
- Facial esthetics
- Practice and risk management
- Space maintenance
- Tongue thrust
- Early treatment
- Air Rotor Stripping
- TMD
- Skeletal open bites
- Retention



## COURSE GOALS

- To facilitate your professional growth by providing an environment in which you will learn by doing.
- To enable you to more comprehensively service those who come to you for dental care.
- To help you become knowledgeable and confident in using the Differential Straight-Arch Technique.

## TREATMENT OUTLINE

- Diagnosis
- Treatment planning
- Active treatment
- Case finishing
- De-bracketing
- Retention



## COURSE OBJECTIVES

Upon completion you will be able to:

- Identify and classify malocclusions the patient demonstrates
- Diagnose and develop a treatment plan for each case
- Interpret the variables affecting treatment and treatment outcome
- Proficiently treat orthodontic malocclusions seen in your practice
- Treat patients using the Differential Straight-Arch Technique
- Confidently incorporate orthodontics into your general practice



## SESSION OBJECTIVES

**Bonus Weekend** – This is an extra session and opportunity for all confirmed pre-enrolled course participants to attend a full day of lecture and full clinical participation with patient assignment and treatment.

**“Get Acquainted Intro.”** – This first session also serves as an optional session for potential course participants giving them the opportunity to meet the course instructor, the clinical instructor, the host dentist and visit the course clinical facility. Course enrollment is based on “a first-come, first-served basis”. Potential enrollees have one week following the Get Acquainted intro. session to enroll in the course. Enrollment is full tuition plus 2 years membership payment. All course enrollments are contingent upon approval by the course instructor following the Get Acquainted/Bonus Weekend session.

This session will assist the participant in making an informed decision as to whether he/she will make the commitment to participate in the comprehensive 12-session hands-on program. This will also allow the instructor, the clinical instructor(s) and/or host dentist the opportunity to meet and interview potential course participants.

The Friday morning session will consist of a lecture of current ideas and trends in orthodontics and will allow the participant to view documented case presentations with a Question and Answer (Q & A) period regarding the course curriculum and the Differential Straight -Arch® Technique (Tip-Edge® System). The Saturday clinical session will continue with a clinical demonstration of initial banding and bracketing of patients with the Tip-Edge® System by the course instructor and patients will be assigned.

## SESSION SCHEDULE

**Friday — 8:00 a.m. to noon**

- (Classroom) Lecture and Participation: Seminar/Lecture/ Diagnosis/Case Presentation/Typodont Exercises

**1:00 p.m. to 5:00 p.m.**

- Diagnosis/Case Presentations and Treatment Planning for Patients

**After the Friday Lecture**

- Optional consultation session with instructor in diagnosis and treatment of patient records brought from each participant’s practice.

**Saturday — 8:00 a.m. to noon**

- (Clinical) Participation: Hands-on Patient Treatment

*“Going into the course, I had no idea about tooth movement and fixed orthodontics. At about 4 months into the course I was so amazed at what I had learned and put into practice. I have recommended it to my colleagues already. Thank you for giving me the opportunity to learn about Tip-Edge.”*

– Adetutu Omilabu, D.D.S. of Katy, Texas



*“This course was the best step I’ve ever taken to ‘recession proof’ my practice. Many of my colleagues have complained about slow downs in their practice due to the economy.*

*With ortho as part of my practice there is no seasonal slow down or economic down turn.”*

– Gregory R. Cannizzo, D.D.S. of McHenry, Illinois



# LEARN BY DOING

BECOME KNOWLEDGEABLE AND CONFIDENT IN ORTHODONTICS

## SESSION I

### Outline

- Introductions
- Evolution of the Differential Straight-Arch® Technique
- Introduction to Stage One
- Discussion of the orthodontic work-up
- Introduction to clinical patients

### Objectives

- Explain the steps needed for the orthodontic work-up
- Explain the Differential Straight-Arch® Technique
- Explain and demonstrate Stage One
- Perform initial banding and bonding of patients in clinic

## SESSION II

### Outline

- Stage One Treatment in detail
- Review of clinical Patients from Session I
- Cephalometric, Model, and Bolton Analysis
- Patient consult appointment
- Patient informed consent
- Financial arrangement

### Objectives

- Explain Stage One in greater detail
- Recognize and identify the information needed to diagnose the orthodontic patient.
- Describe diagnosis and clinical application of the technique
- Begin to interpret the different types of analyses: Cephalometric, model, Bolton
- Describe the patient consult appointment including financial arrangements

## SESSION III

### Outline

- Review Stage One
- Stage One problems
- Palatal expansion
- Cuspid impactions
- Diagnosis Lecture (cont'd)
- Review of clinical patients from Session II

### Objectives

- Review and explain all aspects of Stage One treatment and describe problem areas relating to this stage of treatment.

- Discuss the clinical application of the technique in detail
- Explain and demonstrate palatal expansion and cuspid impaction

## SESSION IV

### Outline

- Introduction - Pre-Stage Two and Stage Two
- Review of clinical patients from Session III
- Air-Rotor Stripping
- TMJ Disorders
- Ortho diagnosis (cont'd)

### Objectives

- Discuss Pre-Stage Two, Stage Two, and Pre-Stage Three.
- Clinical application of the Stages of treatment will be covered as well
- Explain the Air-Rotor Stripping Technique
- Discuss and explain TMD disorder and its relationship to orthodontics
- Interpret diagnoses

## SESSION V

### Outline

- Stage Two, Pre-Stage Three, in detail
- Etiology of malocclusion
- Extraction and non-extraction treatment
- Review of clinical patients from Session IV

### Objectives

- Recall Stage One through Pre-Stage Three
- Discuss problem areas relating to these Stages and their clinical application
- Describe the etiology of malocclusion
- Explain the difference between non-extraction and extraction treatment
- Recognize various extraction site options



## SESSION VI

### Outline

- **Midterm Exam**
- Practice Management
- Review of clinical patients from Session V
- Review Stage One, Two, Pre-Three

### Objectives

- Explain and discuss practice management of the orthodontic patient as it relates to finance
- Discuss and review the various aspects of the Differential Straight-Arch® Technique covered in session's I-V

## SESSION VII

### Outline

- Outline
- Introduction to Stage Three
- Lecture on tooth movement and apical resorption
- Review of clinical patients from Session VI

### Objectives

- Identify and discuss Stage Three
- Explain tooth movement and the problems of root resorption

## SESSION VIII

### Outline

- Stage Three in detail
- Airways and oral habits
- Review of clinical patients from Session VII
- Risk Management

### Objectives

- Discuss and review of Stage Three of the Differential Straight-Arch® Technique
- Explain and discuss risk management as it relates to the orthodontic patient
- Discuss various patient oral habits and their relationship to orthodontic malocclusions

## SESSION IX

### Outline

- Review all stages
- Review of clinical patients from Session VIII
- Finishing
- Growth/Development
- Functional appliances

### Objectives

- Explain and demonstrate the various case finishing techniques
- Discuss functional appliances that can be used in conjunction with the Differential Straight-Arch® Technique

- Explain growth and development and their importance to the orthodontic patient

## SESSION X

### Outline

- Early treatment
- Limited treatment
- Review diagnosis
- Review of Clinical patients from Session IX

### Objectives

- Describe the pros and cons of One-Phase vs. Two-Phase Orthodontic Treatment
- Explain the uses of limited treatment objectives in select patients



## SESSION XI

### Outline

- Debanding and Retention
- Orthognathic Surgery
- Troubleshooting
- Review of Clinical patients from Session X
- Early treatment of malocclusions

### Objectives

- Develop a retention plan
- Explain the various orthognathic surgery options vs. a camouflage approach
- Discuss treatment timing in young patients
- Discuss troubleshooting of patients deviating from the treatment plan

## SESSION XII

### Outline


- Review of clinical patients from Session XI
- Final Review
- **Final Exam**
- Graduation & Awards Dinner

### Objectives

- Discuss and review the Differential Straight-Arch® Technique from work-up to retention



\*The Differential Straight-Arch technique employs differential forces and mechanics and is separated into three main stages. Each stage has its own objectives which are explained in detail in the course text. This has proven helpful for those teaching, as well as learning, and in general facilitates treatment, and improves the quality of the results.



---

**MISSION STATEMENT** The Academy of Gp Orthodontics is a non-profit educational and professional organization which was founded by Dr. Charles Yates in 1987. Its membership is composed of dentists and specialists who provide quality orthodontic care for their patients. The organization's goal is to facilitate the sharing of knowledge and new technological developments in the field of orthodontics through comprehensive orthodontic experiences with direct patient care.

---

**Academy of Gp Orthodontics**

509 E. Boydston Ave.  
Rockwall, TX 75087  
Phone 800.634.2027  
Fax 888.634.2028

[www.academygportho.com](http://www.academygportho.com)

**ADA CERP**® | Continuing Education  
Recognized Program

Academy of Gp Orthodontics is an ADA CERP Recognized Provider. ADA CERP is a service of the American Dental Association to assist dental professionals in identifying quality providers of continuing dental education. ADA CERP does not approve or endorse individual courses or instructors, nor does it imply acceptance of credit hours by boards of dentistry. Academy of Gp Orthodontics designates this activity for 145+ continuing education credits.



Approved PACE Program Provider FAGD/MAGD Credit  
Approval does not imply acceptance by a state or  
provincial board of dentistry or AGD endorsement.  
03/01/2014 to 02/28/2017



# COURSE DATES

FOR THE AUSTIN, TX 12-SESSION COURSE (2015-2017)

## HANDS-ON COURSE DATES

### 2015

August 29 – Introductory Session

October 16, 17 – Session I

December 11, 12 – Session II

### 2016

February 12, 13 – Session III

April 8, 9 – Session IV

June 10, 11 – Session V

August 12, 13 – Session VI

October 7, 8 – Session VII

December 9, 10 – Session VIII

### 2017

February 10, 11 – Session IX

April 7, 8 – Session X

June 9, 10 – Session XI

August 11, 12 – Session XII/Graduation



*"I took this course with the intention of improving my esthetic cases, but after starting the course I soon realized how orthodontics was going to become a big portion of my practice. The lecture and hands-on training gave me the confidence after a few sessions to begin some cases. Now after completing the course, orthodontics has become a real enjoyment for me and my staff."*

– Kurt Stodola, D.D.S. of Moose Lake, MN

# SIGN ME UP

FOR THE AUSTIN, TX 12-SESSION COURSE (2015-2017)

Name \_\_\_\_\_ D.D.S./D.M.D.

E-mail \_\_\_\_\_

Address \_\_\_\_\_

City \_\_\_\_\_ State \_\_\_\_\_ Zip \_\_\_\_\_

Phone ( \_\_\_\_\_ ) \_\_\_\_\_ Cell ( \_\_\_\_\_ ) \_\_\_\_\_

Fax ( \_\_\_\_\_ ) \_\_\_\_\_

**EARLY BIRD \$500 DISCOUNT** *(check only if applies)*

Yes, I'd like a **\$500 discount** and I agree to **enroll in the full course** prior to the Get Acquainted intro.

## Check all that apply

- Sign me up for the "Introductory Orthodontic Session" for \$150 USD. **This session is FREE if you enroll in the full course!**
- Enroll me in the 12-Session Hands-on Course for \$14,400 USD plus two years of AGpO membership for \$590 USD.
- I am interested in learning more about the following topics: \_\_\_\_\_

## Payment *(Payments will not be processed until 1 month before the course starts)*

- I have enclosed my check for \$ \_\_\_\_\_ .
- Please place my payment of \$ \_\_\_\_\_ on my credit card # \_\_\_\_\_
  - VISA    MasterCard    Discover    American Express   Exp. Date \_\_\_\_\_ Security Code \_\_\_\_\_
  - Name as it appears on card \_\_\_\_\_
  - Signature \_\_\_\_\_
  - Card billing address *(if different from above)* \_\_\_\_\_

- 12 Months No Interest Financing through the Academy

## How did you hear about us?

- AGpO website
- AGpO member \_\_\_\_\_
- ad *(publication)* \_\_\_\_\_
- other \_\_\_\_\_

## CANCELLATION POLICY *(check to accept terms)*

I understand that once my tuition is paid, I have three business days to cancel the course without penalty. No refunds will be made less than 21 days prior to the first session. The Academy reserves the right to delay or cancel this course with my option of a full refund.

ASTN1517

Academy of Gp Orthodontics | 509 E. Boydston Ave. | Rockwall, TX 75087 | Phone 800.634.2027 | Fax 888.634.2028

**Register today! Mail, Fax (888) 634-2028 or go to [www.academygportho.com](http://www.academygportho.com)**



**ADA CERP**® Continuing Education  
Recognition Program

Academy of Gp Orthodontics is an ADA CERP Recognized Provider. ADA CERP is a service of the American Dental Association to assist dental professionals in identifying quality providers of continuing dental education. ADA CERP does not approve or endorse individual courses or instructors, nor does it imply acceptance of credit hours by boards of dentistry. Academy of Gp Orthodontics designates this activity for 145+ continuing education credits.



Approved PACE Program Provider FAGD/MAGD Credit  
Approval does not imply acceptance by a state or provincial board of dentistry or AGD endorsement.  
03/01/2014 to 02/28/2017